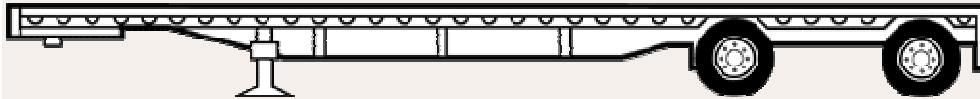


Flatbed



This trailer accommodates freight with the maximum legal weight and dimensions shown below.

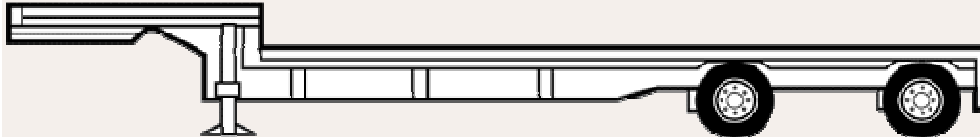
Max. Freight Weight

48,000 lbs.

Maximum Freight Dimensions

Length 48 feet
 Width 8.5 feet (102")
 Height 8.5 feet (102")

Single-Drop Deck (aka Stepdeck)



This trailer accommodates freight with the maximum legal weight and dimensions shown below.

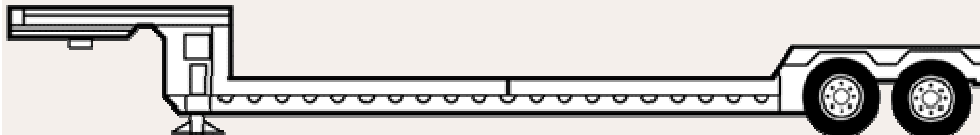
Max. Freight Weight

48,000 lbs.

Maximum Freight Dimensions

Main Deck	Max. Dims.	Front Deck	Max. Dims.
Length	37 feet	Length	11 feet
Width	8.5 feet (102")	Width	8.5 feet (102")
Height	10 feet (120")	Height	8.5 feet (102")

Double-Drop Deck



This trailer accommodates freight with the maximum legal weight and dimensions shown below.

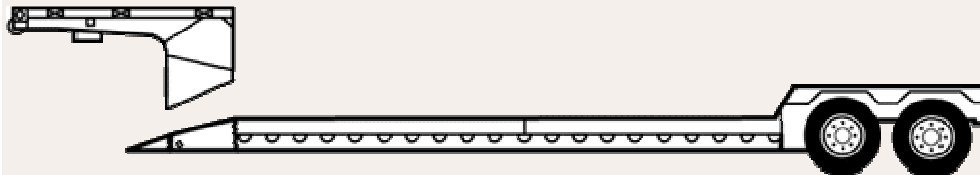
Max. Freight Weight

45,000 lbs.

Maximum Freight Dimensions

Main Deck	Max. Dims.	Front Deck	Max. Dims.	Rear Deck	Max. Dims.
Length	29 feet	Length	10 feet	Length	9 feet
Width	8.5 feet (102")	Width	8.5 feet (102")	Width	8.5 feet (102")
Height	11.5 feet (138")	Height	8.5 feet (102")	Height	10 feet (120")

Double-Drop w/Detachable Deck (aka Lowboy, RGN)



This trailer accommodates freight with the maximum legal weight and dimensions shown below.


Max. Freight Weight

44,000 lbs.

Maximum Freight Dimensions

Main Deck	Max. Dims.	Front Deck	Max. Dims.	Rear Deck	Max. Dims.
Length	29 feet	Length	10 feet	Length	9 feet
Width	8.5 feet (102")	Width	8.5 feet (102")	Width	8.5 feet (102")
Height	12 feet (144")	Height	8.5 feet (102")	Height	10 feet (120")

Enclosed Box Trailer (aka Dry Van)



This trailer accommodates freight with the maximum legal weight and dimensions shown below.

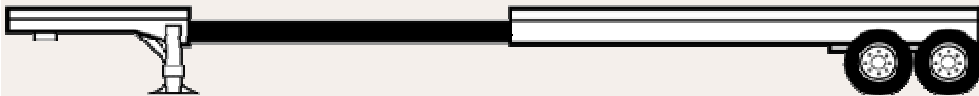
Max. Freight Weight

45,000 lbs.

Maximum Freight Dimensions

Length 52.5 feet
 Width 8 feet 5 inches (100")
 Height 9 feet 2 inches (110")

Stretch Flatbed



This trailer accommodates freight with the maximum legal weight and dimensions shown below.

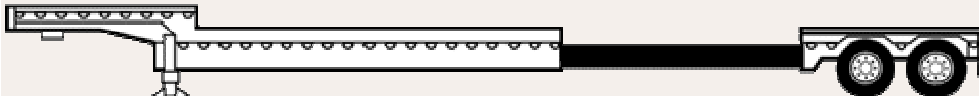
Max. Freight Weight

45,000 lbs.

Maximum Freight Dimensions

Length 45-80 feet
 Width 8 feet (96")
 Height 8.5 feet (102")

Stretch Single-Drop Deck



This trailer accommodates freight with the maximum legal weight and dimensions shown below.

Max. Freight Weight

43,000 lbs.

Maximum Freight Dimensions

Main Deck	Max. Dims.	Front Deck	Max. Dims.
Length	38-63 feet	Length	10 feet
Width	8 feet (96")	Width	8 feet (96")
Height	10 feet (120")	Height	8.5 feet (102")

Stretch Double-Drop Deck - 2 or 3 axle (depending on weight)



This trailer accommodates freight with the maximum legal weight and dimensions shown below.

Max. Freight Weight

40,000 lbs.

Maximum Freight Dimensions

Main Deck	Max. Dims.	Front Deck	Max. Dims.	Rear Deck	Max. Dims.
Length	29-50 feet	Length	10 feet	Length	9 feet
Width	8.5 feet (102")	Width	8.5 feet (102")	Width	8.5 feet (102")
Height	8.5 feet (102")	Height	8.5 feet (102")	Height	10 feet (120")